




Optillis

LPS100A-2

LED Backlight Power Control

Features

- Low Cost – Constant Current Led Backlight Driver Board
- Form Factor and Control Interface compatible to existing CCFL Driver Boards
- 3 / 4 wire operation
- 87% efficiency
- RoHs
- Extended Temperature Range
- Power on soft start



Applications

- 5.7" Optrex T-55265GD057J-LW-ABN
- 5.7" Optrex T-55265GD057J-LW-ACN

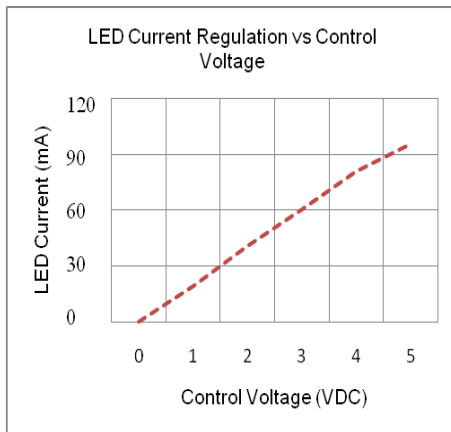
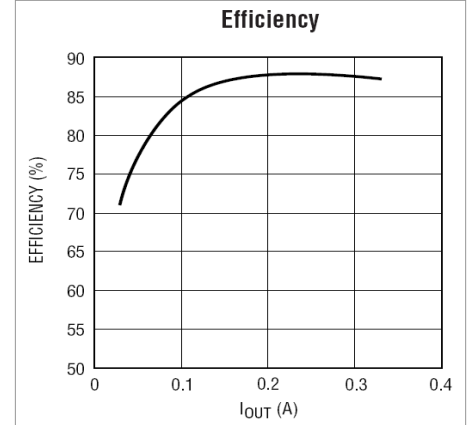
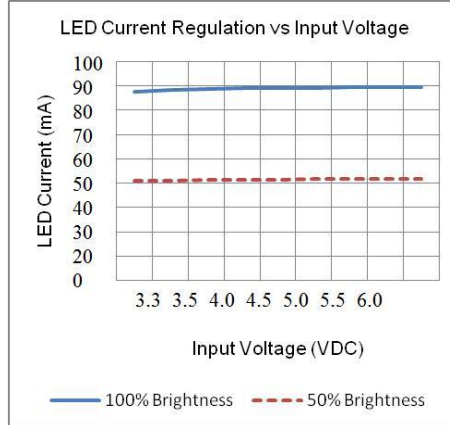
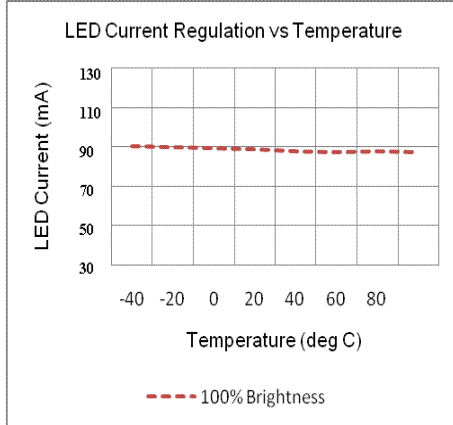
Specifications

- 3.3 – 6.0 VDC input voltage
- Enable Input: 0.3V or less=OFF, 2V or greater=ON. Not Connected defaults ON.
- Brightness Control Input : 0 – 5.0 VDC (0 – 100%)
- -40 to 85 C operating temperature
- Weight 0.4 oz (10g)
- 0.800"W x 4.35"L x 0.4" H
- (2) 0.120" mounting holes
- (1) SM06B-SHLS-TF LED connector
- (1) 640457-4 Tyco power / control connector

Options

- Custom form factor, connectors (on request)

Electrical Characteristics (per string)



Mechanical Characteristics

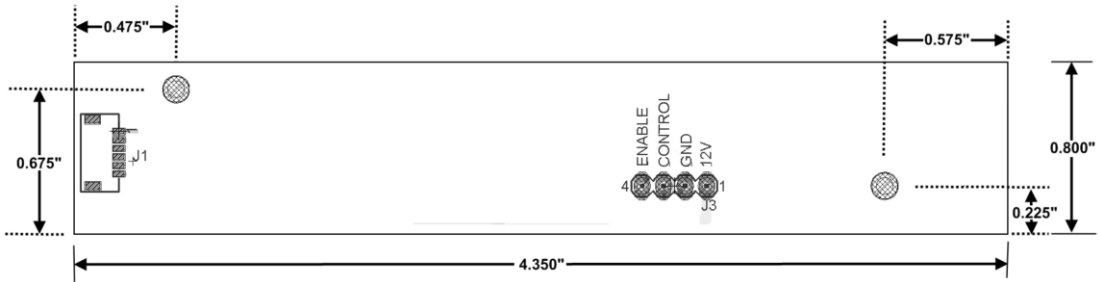
- Power / Control connector – J3
 - Tyco 640457-4. Mating connector Tyco 3-644512-4.

PIN	INPUT
1	V _{in}
2	GND
3	V _{control}
4	Enable

- LED connectors – J1
 - JST SM06B-SHLS-TF. (Mating connector JST SHLP-06V-S-B)

PIN	OUTPUT	PIN	OUTPUT
1	Anode 1	4	Cathode 1
2	Anode 2	5	Cathode 2
3	Anode 3	6	Cathode 3

- Dimensions / Connector location for P/N LPS100A-2,(note only 1 connector – J1)



Part Numbering / Ordering

LPS100A-xy

x – LCD type

- 2	Optrex T-55265GD057J-LW-ABN Optrex T-55265GD057J-LW-ACN
-----	--

y – Enable Control Voltage

- Blank	Connection not required. Default ON with internal pullup to Vin. Can be disabled with GND connection.
- 1	2 VDC or greater = Enabled. 1VDC or less = Disabled.