




Optillis

LPS100A-6

LED Backlight Power Control

Features

- Low Cost – Constant Current Led Backlight Driver Board
- Form Factor and Control Interface compatible to existing CCFL Driver Boards
- 3 / 4 wire operation
- 87% efficiency
- RoHs
- Extended Temperature Range
- Power on soft start



Applications

- 6.5" Optrex T-55465GD065J-LW-A-AAN
- 6.5" Optrex T-55465GD065J-LW-A-ABN

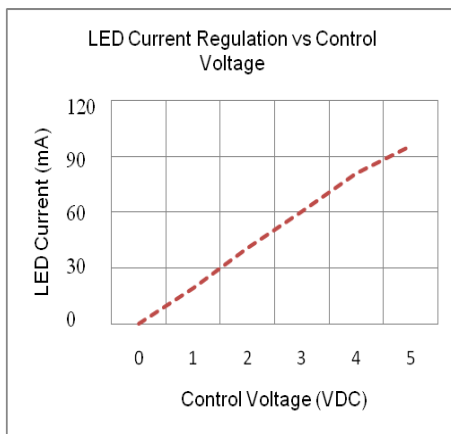
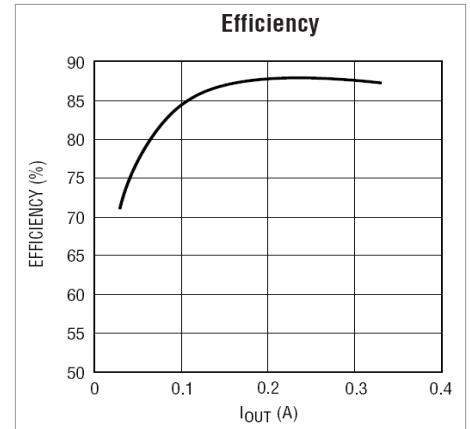
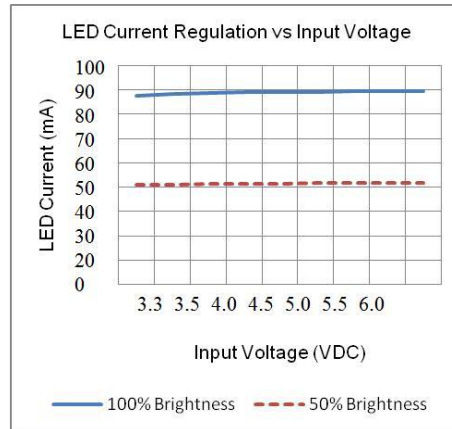
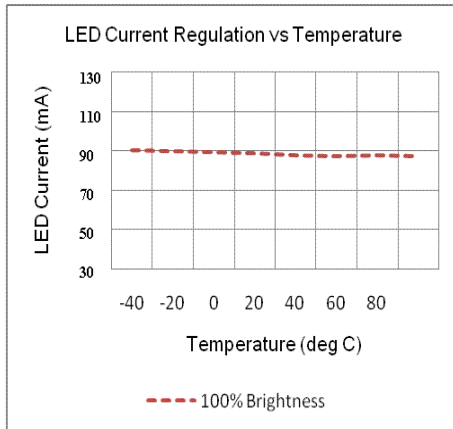
Specifications

- 6 – 18 VDC input voltage
- Enable Input: 0.3V or less=OFF, 2V or greater=ON. Not Connected defaults ON.
- Brightness Control Input : 0 – 5.0 VDC (0 – 100%)
- -40 to 85 C operating temperature
- Weight 0.4 oz (10g)
- 0.800"W x 4.35"L x 0.4" H
- (2) 0.120" mounting holes
- (1) SM06B-SHLS-TF LED connectors
- (1) 640457-4 Tyco power / control connector

Options

- 5V input voltage
- Custom form factor, connectors

Electrical Characteristics (per string)



Mechanical Characteristics

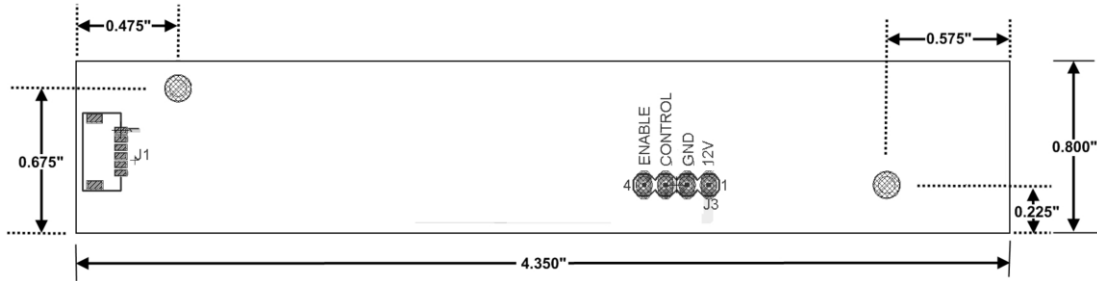
- Power / Control connector – J3
 - Tyco 640457-4. (Mating connector Tyco 3-644512-4)

PIN	INPUT
1	V _{in}
2	GND
3	V _{control}
4	Enable

- LED connectors – J1
 - JST SM06B-SHLS-TF. (Mating connector JST SHLP-06V-S-B)

PIN	OUTPUT	PIN	OUTPUT
1	NC	4	Anode 1
2	NC	5	Anode 2
3	Cathode 1	6	Cathode 2

- Dimensions / Connector location for P/N LPS100A-6 (note only 1 connector – J1)



Part Numbering / Ordering

LPS100A-xy

x – LCD type

- 6 Optrex T-55465GD065J-LW-A-AAN
 Optrex T-55465GD065J-LW-A-ABN

y – Enable Control Voltage

- Blank Connection not required. Default ON with internal pullup to Vin.
 Can be disabled with GND connection.

- 1 2 VDC or greater = Enabled. 1VDC or less = Disabled.